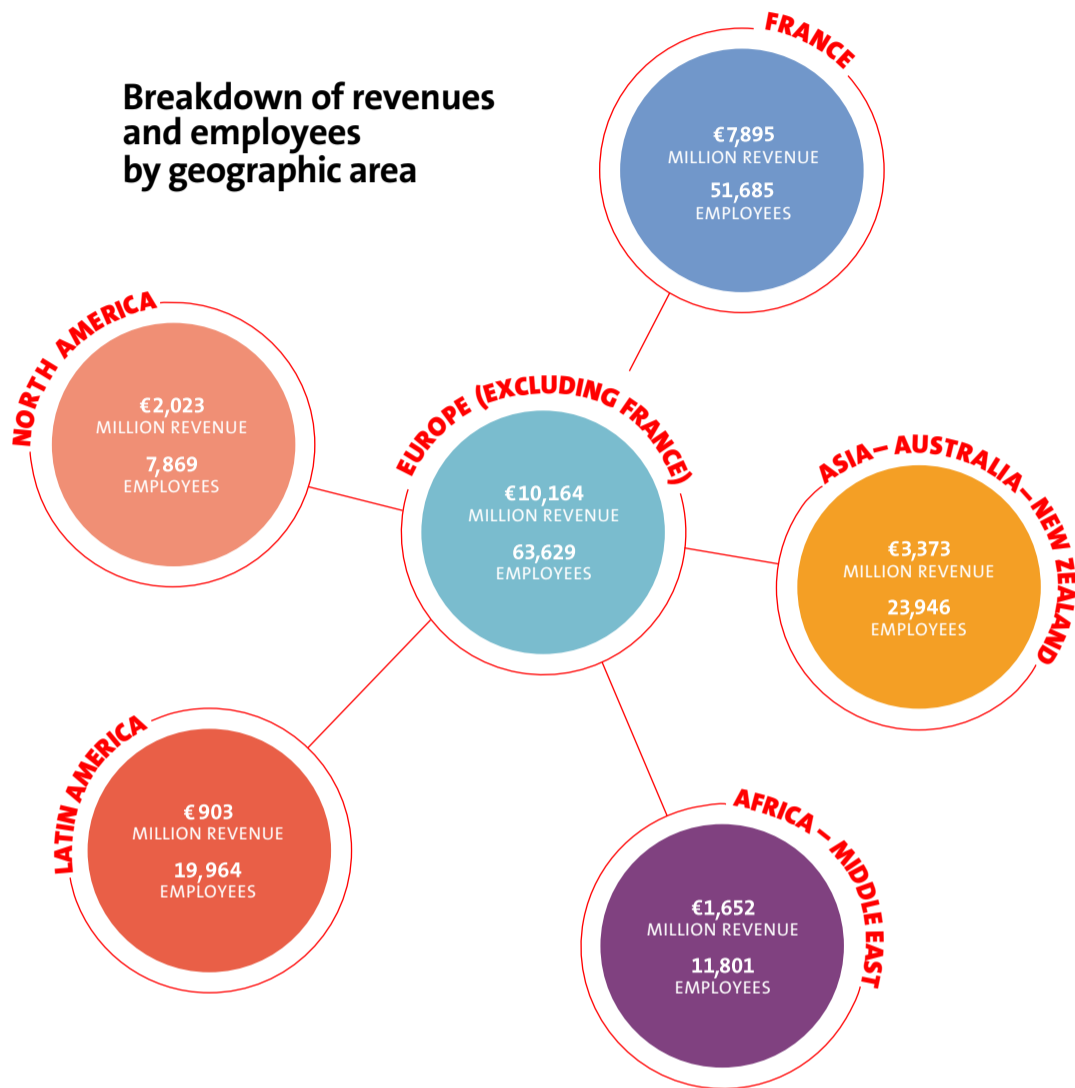


# KEY FIGURES 2020

## Breakdown of revenues and employees by geographic area




### Water



### Waste



### Energy



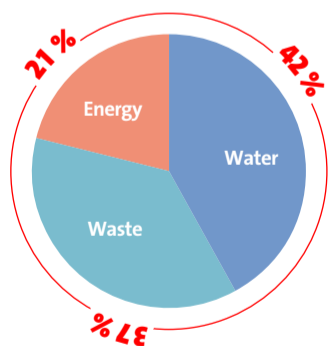
**€26,010**

MILLION revenue worldwide

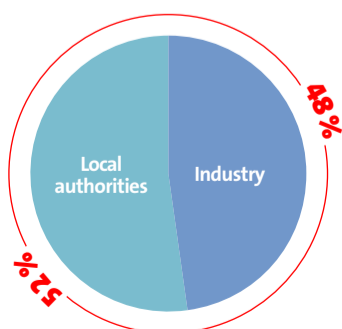
**178,894**

EMPLOYEES worldwide

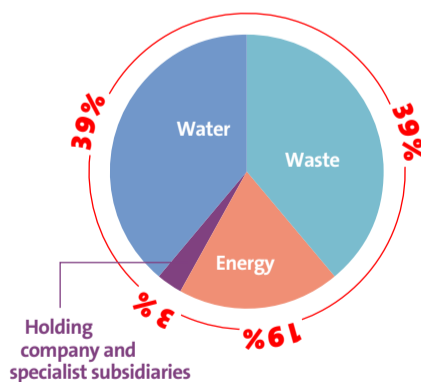
## Breakdown of revenue by business line



## Breakdown of the Group's customers



## Breakdown of the workforce by activity



Water  
**70,224**  
EMPLOYEES

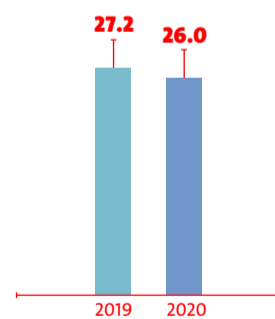
Waste  
**68,982**  
EMPLOYEES

Holding company and specialist subsidiaries  
**5,243**  
EMPLOYEES

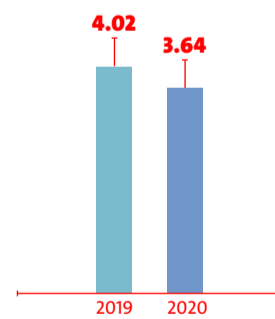
Energy  
**34,445**  
EMPLOYEES

## Results, performances and progress<sup>(1)</sup>

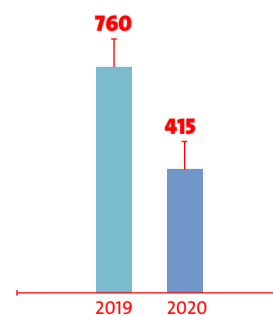
### Change in revenue (in € billions)



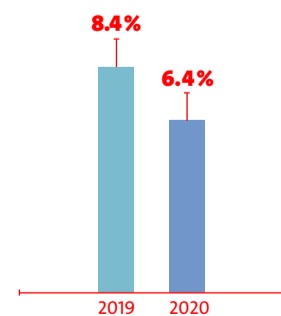
### EBITDA (in € billions)<sup>(2)</sup>



### Current net income attributable to owners of the company (in € millions)<sup>(2)</sup>



### Post-tax ROCE<sup>(2)</sup>



(1) See chapter 5, section 5.5.8 Definitions infra, in the Veolia 2020 URD.  
(2) Including impacts of IFRIC 12 and IFRS 16.